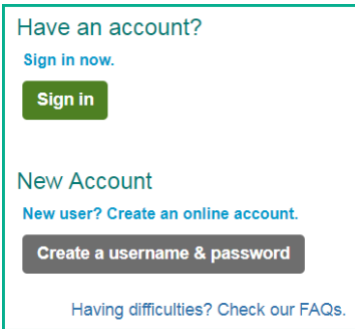


# **FACTS. GRANT & AID: *GETTING STARTED***

On any device, Go to: <https://online.factsmgt.com/aid>



Have an account?  
Sign in now.  
**Sign in**


New Account  
New user? Create an online account.  
**Create a username & password**

Having difficulties? Check our FAQs.

## First:

Sign in with your existing FACTS account if you are a returning family, or have set up a FACTS account previously for another school. This is different from your Family Portal (ParentsWeb) login if your school uses FACTS SIS.

If this your first time with FACTS Grant & Aid, click Create an Account.



What term are you applying for aid?

20 - 20

20 - 20

**Continue** | **Cancel**

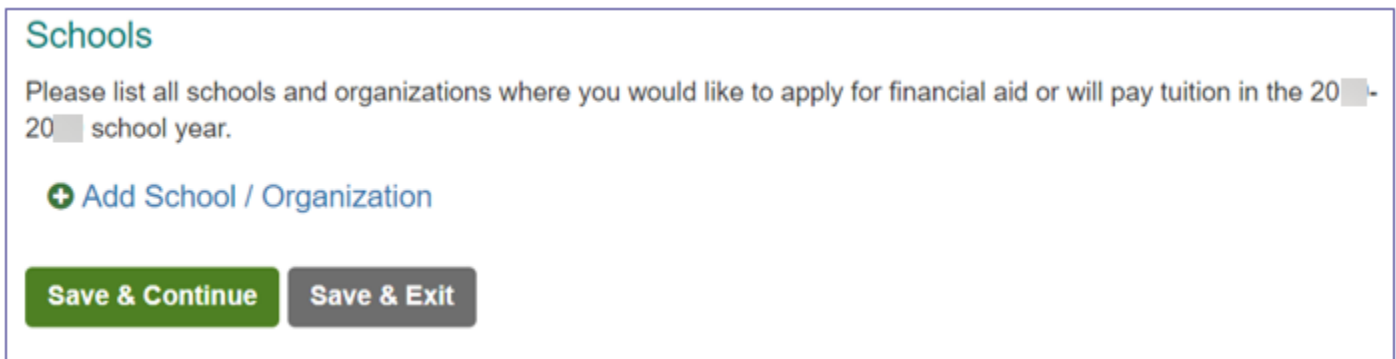
**Next:** Select the school year that you are applying for. Click 'Continue'

**Click Begin Application:**



**Begin Application**

Select the school(s) & organizations you are applying to:



**Schools**

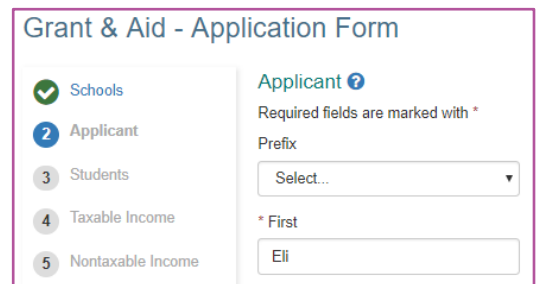
Please list all schools and organizations where you would like to apply for financial aid or will pay tuition in the 20 - 20 school year.

**+ Add School / Organization**

**Save & Continue** **Save & Exit**

## You're on your way...

Click save & continue and you will move through each section of the application. You will be given an opportunity to review your answers before you submit your application and pay the application fee.



**Grant & Aid - Application Form**

- Schools
- 2** Applicant
- Students
- Taxable Income
- Nontaxable Income

**Applicant** ⓘ  
Required fields are marked with \*

Prefix

\* First

## Don't forget to upload your documents!

After you submit your application, the application summary will display the documents you need to upload to complete your application.